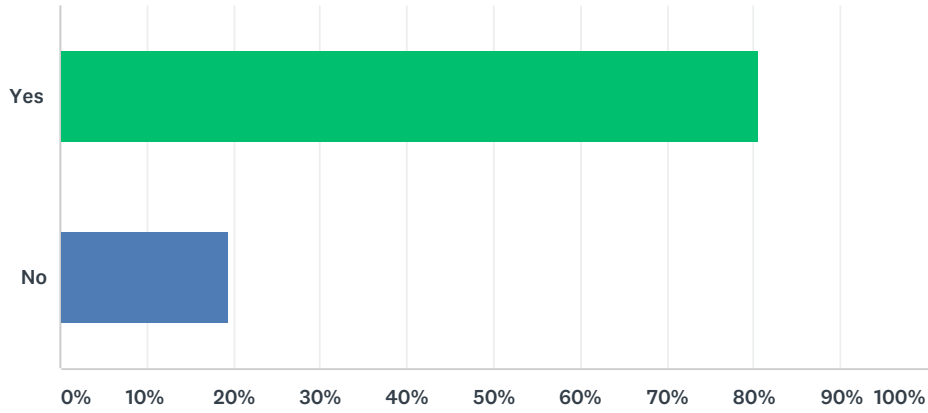


Member Poll Results: Proposed Tax Changes

September 2017
72 Respondents

Q1 Are you aware of the issues?

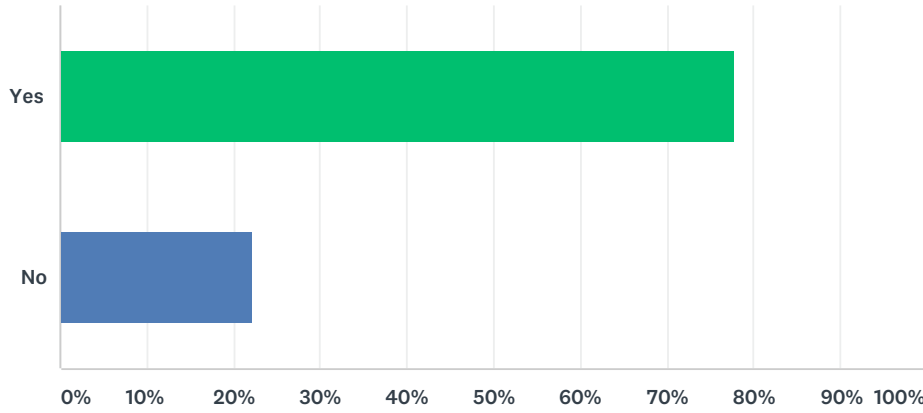
Answered: 72 Skipped: 0



ANSWER CHOICES	RESPONSES	
Yes	80.56%	58
No	19.44%	14
TOTAL		72

Q2 Have you formulated an opinion on these issues?

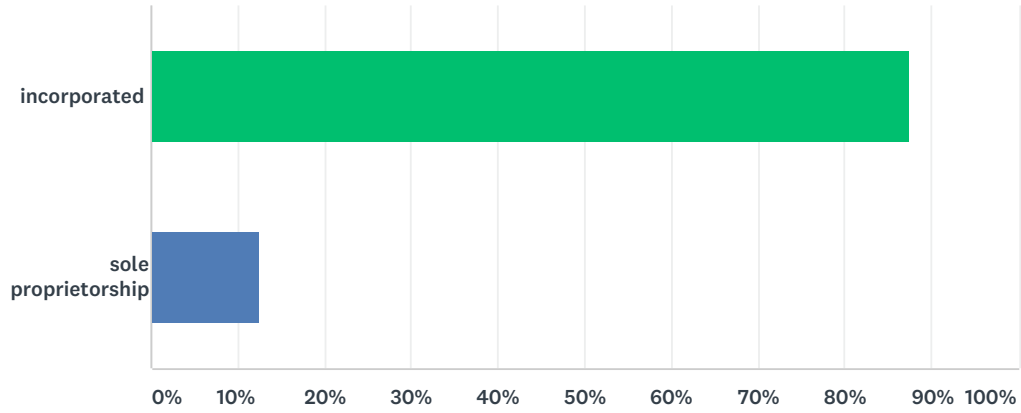
Answered: 72 Skipped: 0



ANSWER CHOICES	RESPONSES	
Yes	77.78%	56
No	22.22%	16
TOTAL		72

Q3 My company is:

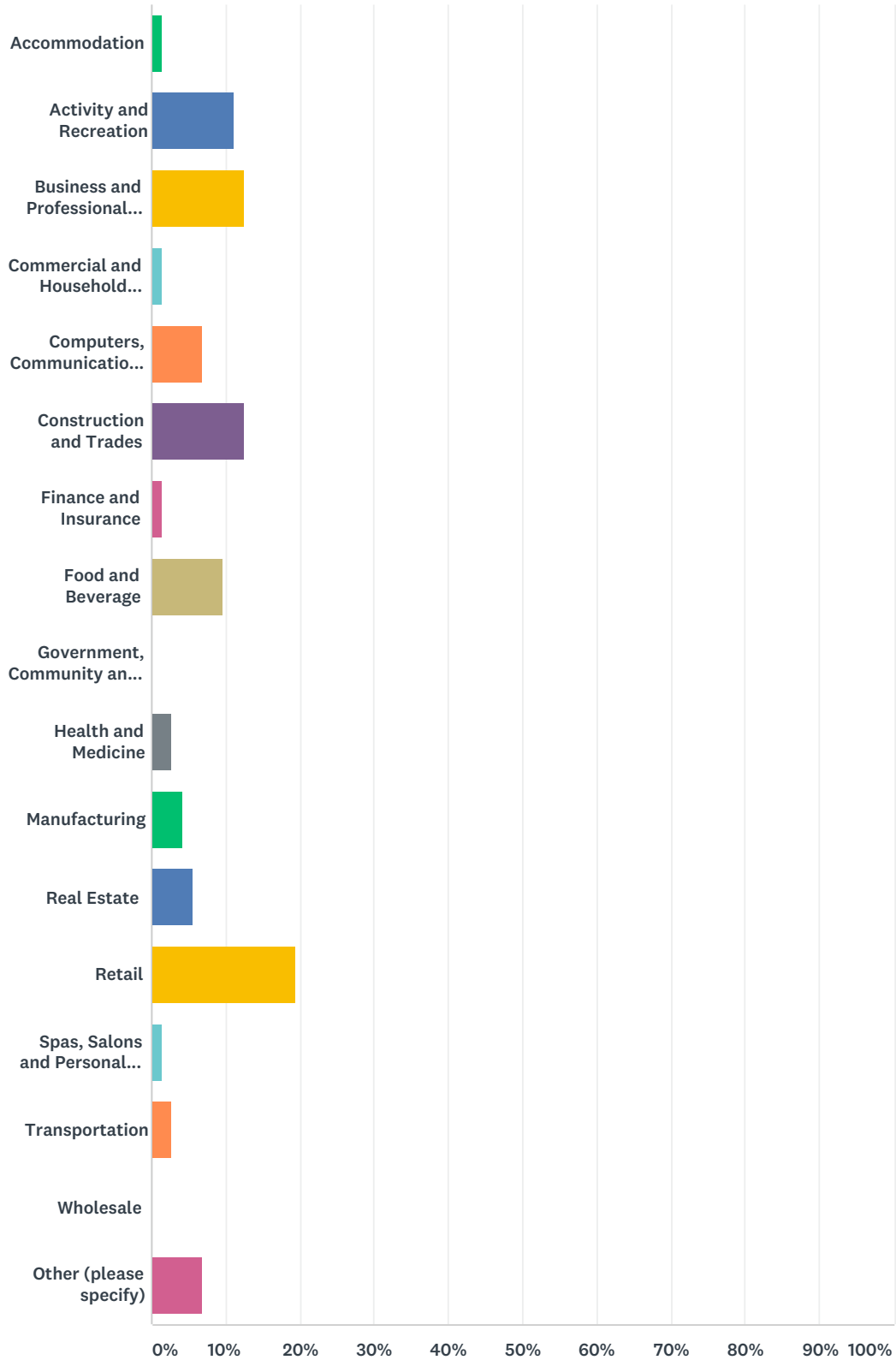
Answered: 72 Skipped: 0



ANSWER CHOICES	RESPONSES	
incorporated	87.50%	63
sole proprietorship	12.50%	9
TOTAL		72

Q4 Business sector

Answered: 72 Skipped: 0

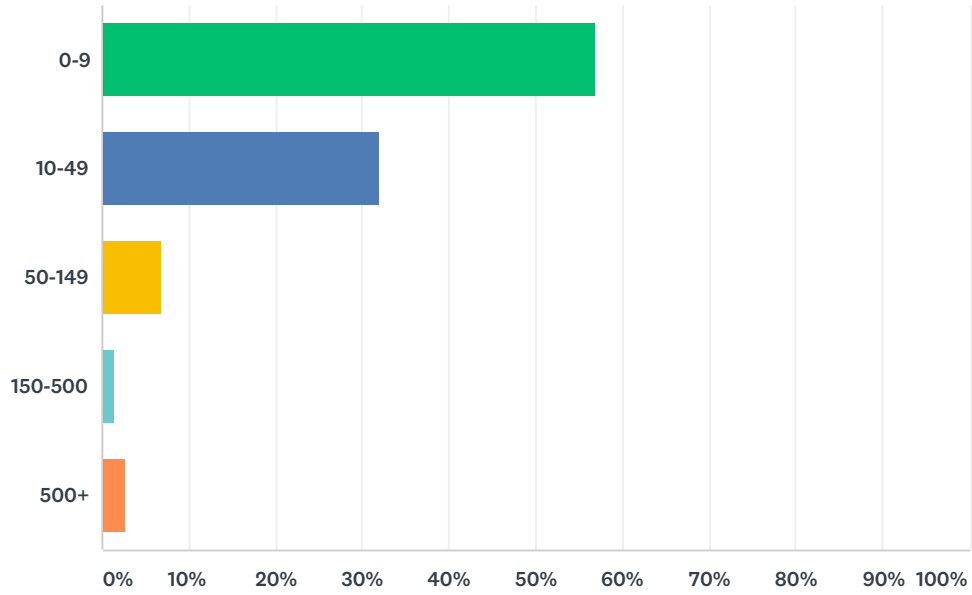


Member Poll: Proposed Tax Changes

Accommodation	1.39%	1
Activity and Recreation	11.11%	8
Business and Professional Services	12.50%	9
Commercial and Household Services	1.39%	1
Computers, Communications and Electronics	6.94%	5
Construction and Trades	12.50%	9
Finance and Insurance	1.39%	1
Food and Beverage	9.72%	7
Government, Community and Non-Profits	0.00%	0
Health and Medicine	2.78%	2
Manufacturing	4.17%	3
Real Estate	5.56%	4
Retail	19.44%	14
Spas, Salons and Personal Services	1.39%	1
Transportation	2.78%	2
Wholesale	0.00%	0
Other (please specify)	6.94%	5
TOTAL		72

Q5 Number of employees

Answered: 72 Skipped: 0



ANSWER CHOICES	RESPONSES	
0-9	56.94%	41
10-49	31.94%	23
50-149	6.94%	5
150-500	1.39%	1
500+	2.78%	2
TOTAL		72